

SRV & HPV Valves

*Solid, Dependable, Reliable Valves,
Whether the Need is Heavy Duty or Economy*




TABLE OF CONTENTS

SRV Valves

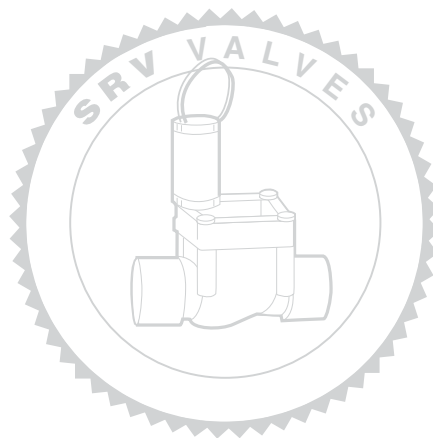
Product Overview	3
Product Features and Benefits.....	3
Product Comparisons	4
Product Performance.....	5
Installation.....	5
Technical Information.....	5

HPV Valves

Product Overview	6
Product Features and Benefits.....	6
Product Comparisons	8
Product Performance.....	8
Installation.....	9
Technical Information.....	9

PRODUCT OVERVIEW

The SRV is a remarkable valve that features a durable, high-grade PVC globe body and rugged diaphragm. These quality parts come together to form a component that will provide the residential system with solid construction and dependable performance...for an exceptionally affordable price. Hunter's Simple and Reliable Valve, the SRV is available either with or without flow control. Other features include internal manual bleed to keep the valve box dry, a diaphragm support to prevent stress failure, and the improved Heavy Duty Hunter solenoid. When reliability and economy are factors, the SRV is the smart choice.



PRODUCT FEATURES AND BENEFITS

Optional Adjustable Flow Control...
Facilitates zone pressure control and flow management

The SRV can be ordered with or without optional flow control. With the optional flow control, zone water pressure and flow can be managed right at the valve for optimum efficiency. Users can utilize a removable flow control handle to make the flow adjustment a quick and easy process.



Improved Heavy-duty Solenoid...
Long life, reliable operation

The SRV has a new, improved solenoid that ensures long lasting reliability. The captive solenoid plunger eliminates lost parts during service, so there will never be the worry of springs, plungers, or O-rings falling into muddy valve boxes.



Internal Manual Bleed...
Keeps valve box dry

For quick and dry manual operation, a ¼ turn of the SRV solenoid allows water to flow through the valve and into the system. This internal bleed operation mimics how the valve performs electrically, keeping the valve box dry. No mess, no fuss.

High Grade PVC Construction...
Rugged and reliable

With its high grade PVC construction, the SRV will withstand the rigors of various climates and locations.

PRODUCT FEATURES AND BENEFITS

Self-Flushing Filtering System... Handles dirty water with ease

The SRV has a unique filtering system that keeps all dirty water from entering the upper chamber of the valve. This in turn prevents dirty water from entering the solenoid chamber. No plugging of the solenoid ports means reliable on/off operation.

Optional Slip Version... Direct solvent weld connection to PVC pipe


For systems installed with PVC pipe, contractors can directly glue the line into the valve, saving installation time and extra fittings.



Fully Supported and Captive Diaphragm...

*Prevents stress failure due to
high pressures*

The SRV diaphragm is fully captive and rests upon a sturdy diaphragm support ring. High pressures and rigorous flow can often damage diaphragms but our support ring prevents premature failure.



Wide Flow Range...

Drip to medium size applications

With a flow range of 1 to 30 GPM (0.23 to 6.81 m³/hr; 3.8 to 113.6 l/min) the SRV valve is just right for residential installations whether it's drip, spray, or rotor applications.

PRODUCT COMPARISONS

FEATURES	Hunter® HPV	Irritrol® 2400	Irritrol® 700	Irritrol® 205	Nelson® 7900	Rain Bird® DV	Toro® Flo-Pro	Toro® 252	Weathermatic® 11000	Weathermatic® 12000
Internal Manual Bleed	✓		✓		✓	✓	✓		✓	✓
Slip x Slip Body Available	✓	✓		✓		✓	✓			✓
Captive Bonnet Screws	✓	N/A			✓		N/A			
Molded Body Threads for Bonnet Screws	✓								✓	✓
Captured Diaphragm	✓				✓					
Sturdy Diaphragm Support ring	✓	✓		✓	✓	✓	✓	✓		
Encapsulated Solenoid Plunger	✓	✓	✓	✓	✓	✓	✓			
Optional Flow Control	✓	✓	✓	✓	✓	✓	✓		✓	✓
Angle Configuration Available	✓	✓			✓	✓	✓	✓		
Drip Compatible	✓		✓			✓	✓	✓	✓	✓

SPECIFICATION GUIDE

EXAMPLE: **SRV - 100G - S - DC**

MODEL	FEATURES	OPTIONS FACTORY INSTALLED	OPTIONS USER INSTALLED
SRV	100G = 1" Globe Valve, no Flow Control 101G = 1" Globe Valve, with Flow Control	S = Slip x Slip B = BSP Threads	R = Reclaimed Water Identification Handle DC = DC Latching Solenoid CC = Solenoid Conduit Cover

*Extra flow control handles can be ordered
as Hunter part number 05-2692*

PRODUCT PERFORMANCE

Pressure Loss in PSI		Pressure Loss in Bars		Pressure Loss in kPa	
GPM	1" Globe	m ³ /hr.	1" Globe	l/min	1" Globe
1	1.9	0.23	0.13	3.8	13.1
5	2.5	1.14	0.17	18.9	17.2
10	2.5	2.27	0.17	37.9	17.2
15	2.5	3.41	0.17	56.8	17.2
20	3.8	4.54	0.26	75.7	26.2
25	5.5	5.68	0.38	94.6	37.9
30	7.0	6.81	0.48	113.6	48.3

TECHNICAL INFORMATION

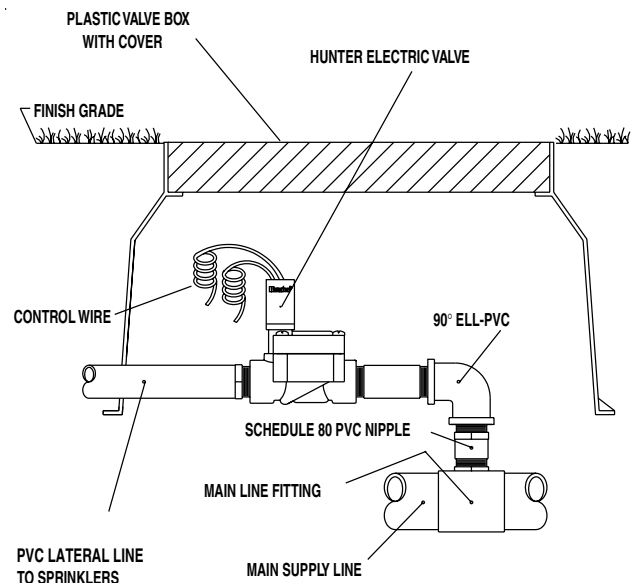
Operating Specifications

- Flow: 1 to 30 GPM (0.23 to 6.81 m³/hr; 3.8 to 113.6 l/min)
- Pressure: 20 to 150 PSI (1.4 to 10.3 bars; 138 to 1034 kPa)
- Heavy duty standard solenoid: 24VAC, 50/60 cycles, 400mA inrush current, (0.400A, 9.6VA); 270mA holding current (0.270A, 6.5VA)

Dimensions

- Height: 5" (13 cm)
- Length: 4½" (11 cm)
- Width: 2½" (6 cm)

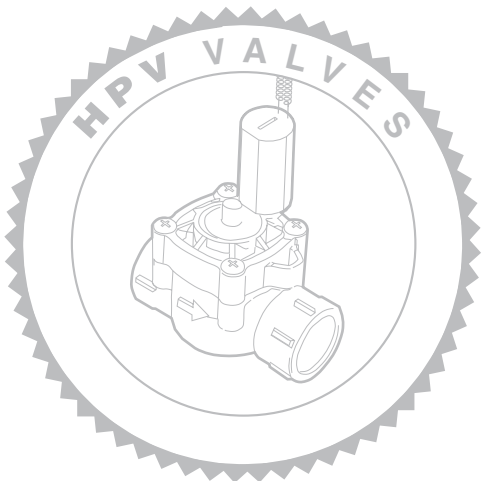
INSTALLATION



Hunter® **SRV-GLOBE**

PRODUCT OVERVIEW

The HPV is the plastic valve that's built to take high pressures and dirty water in residential and commercial applications. A feature rich valve, the HPV is a long lasting, heavy-duty performer. The unique filtering system of the HPV allows for superior dirty water performance, while also slowing the closing speed to reduce the possibility of water hammer. All the while, the rigid internal support helps prevent stress failure in high pressure situations. Hunter's HPV has low-flow capability for effective drip applications as well as an optional flow control to help tune the system. Plus — and this is great news if you have ever lost a part of a valve — the HPV has more captive parts than can be imagined! **Captive solenoid plunger... captive diaphragm...captive bonnet screws...** that means losing important parts in muddy, wet valve boxes will never occur. The HPV is the tough valve for all applications.



PRODUCT FEATURES AND BENEFITS

Angle or Globe Models... *Versatility for any installation*

The HPV can be ordered in a globe or angle configuration and comes with 1" threaded or slip inlet and outlet openings.



Improved Heavy-duty Solenoid... *Long life, reliable operation*

The HPV now has a new, improved solenoid that ensures long lasting reliability. What was once only a contractor's dream is now the HPV's captive solenoid plunger O-ring which enables easy servicing of the solenoid but eliminates the chance for any lost parts (no springs, plungers, or O-rings falling into muddy valve boxes here).



Internal Manual Bleed... *Keeps valve box dry*

For fast manual operation, a quick ¼ turn of the HPV solenoid allows the water to flow through the valve and out the sprinklers. No water leaks out into the valve box because of the internal manual bleed. This internal-bleed operation mimics how the valve performs electrically. No mess, no fuss.



HPV Valves

Captive Bonnet Screws...

No more lost parts

When servicing is required, the user can rest easy knowing that parts can't get lost in the mud. That's because the HPV screws are captive in the bonnet assembly! And, when it's time to put the valve back together, there is no worry about cross-threading the screws since the threads are molded into the valve body.

Fully Supported and Captive Diaphragm...

Prevents stress failure due to high pressures

When the HPV is disassembled, the user will find the diaphragm is fully captive and rests upon a sturdy diaphragm support ring. High pressures and rigorous flow can often damage diaphragms, but our support ring prevents premature failure.

Wide Flow Range...

Drip to medium size applications

With a flow range of .4 to 40 GPM (0.09 to 9.1 m³/hr; 1.5 to 151.4 l/min) the HPV valve is just right for residential and commercial jobs whether it's drip or sprinkler applications.

Self-Flushing Filtering System...

Handles dirty water with ease

The HPV has a unique "poker-chip" filtering device that keeps all dirty water from entering the upper chamber of the valve. No dirt particles means no plugging of the solenoid ports nor damage to the diaphragm. Once the water passes through the filter disk, it makes its way through a tortuous path which ensures slow closure, thus eliminating possible water hammer.



Optional Adjustable Flow Control...

Facilitates zone pressure control and flow management

The HPV can be ordered with or without optional flow control. With the optional flow control, zone water pressure and flow can be managed right at the valve for optimum efficiency. Users can utilize a removable flow control handle to make the flow adjustment a quick and easy process.



PRODUCT COMPARISONS

FEATURES	Hunter® HPV	Irritrol® 2400	Irritrol® 700	Irritrol® 205	Nelson® 7900	Rain Bird® DV	Toro® Flo-Pro	Toro® 252	Weathermatic® 11000	Weathermatic® 12000
Internal Manual Bleed	✓		✓		✓	✓	✓		✓	✓
Slip x Slip Body Available	✓	✓		✓		✓	✓			✓
Captive Bonnet Screws	✓	N/A			✓		N/A			
Molded Body Threads for Bonnet Screws	✓								✓	✓
Captured Diaphragm	✓				✓					
Sturdy Diaphragm Support ring	✓	✓		✓	✓	✓	✓	✓		
Encapsulated Solenoid Plunger	✓	✓	✓	✓	✓	✓	✓			
Optional Flow Control	✓	✓	✓	✓	✓	✓	✓		✓	✓
Angle Configuration Available	✓	✓			✓	✓	✓	✓		
Drip Compatible	✓		✓			✓	✓	✓	✓	✓

SPECIFICATION GUIDE

EXAMPLE: **HPV - 101G - S - DC**

MODEL	FEATURES	OPTIONS FACTORY INSTALLED	OPTIONS USER INSTALLED
HPV	100G = 1" Globe Valve, no Flow Control 101G = 1" Globe Valve, with Flow Control 100A = 1" Angle Valve, no Flow Control 101A = 1" Angle Valve, with Flow Control	S = Slip x Slip (Globe Only) B = BSP Threads	R = Reclaimed Water Identification Handle DC = DC Latching Solenoid CC = Solenoid Conduit Cover

*Hunter flow control handle can be ordered as
Hunter part number 05-2692*

PRODUCT PERFORMANCE

Pressure Loss in PSI			Pressure Loss in Bars			Pressure Loss in kPa		
GPM	1" Globe	1" Angle	m ³ /hr.	1" Globe	1" Angle	l/min	1" Globe	1" Angle
1	1.0	1.0	0.23	0.1	0.1	3.8	6.9	6.9
5	2.0	1.5	1.14	0.1	0.1	18.9	13.8	10.3
10	2.0	1.7	2.27	0.1	0.1	37.9	13.8	11.7
15	1.8	1.4	3.41	0.1	0.1	56.8	12.4	9.7
20	2.5	1.5	4.54	0.2	0.1	75.7	17.2	10.3
25	3.6	2.0	5.68	0.2	0.1	94.6	24.8	13.8
30	5.5	2.9	6.81	0.4	0.2	113.6	37.9	20.0
35	7.7	4.2	7.95	0.5	0.3	132.5	53.1	29.0
40	10.5	5.7	9.09	0.7	0.4	151.4	72.4	39.3

TECHNICAL INFORMATION

Operating Specifications

- Flow: .4 to 40 GPM
(0.09 to 9.1 m³/hr;
1.5 to 151.4 l/min)
- Pressure: 20 to 150 PSI
(1.4 to 10.3 bars; 138 to 1034 kPa)
- Heavy-duty standard solenoid:
24VAC, 50/60 cycles, 400mA inrush
current, (0.400A, 9.6VA); 270mA
holding current (0.270A, 6.5VA)

Dimensions

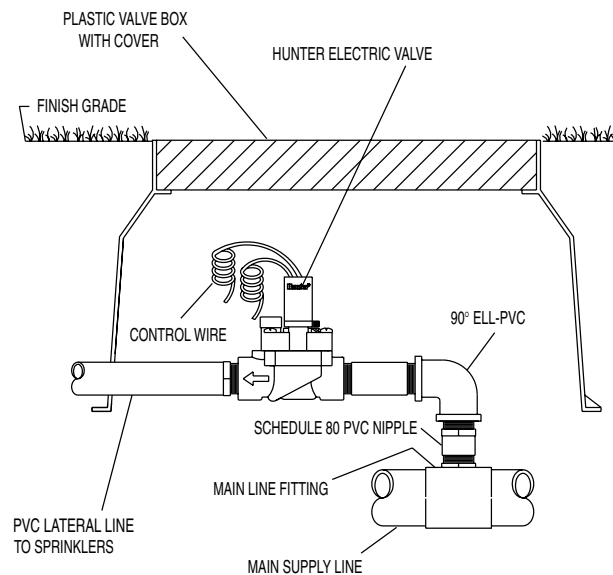
Globe Valve

- Height: 5¼" (13 cm)
- Length: 4½" (11 cm)
- Width: 2¾" (7 cm)

Angle Valve

- Height: 5½" (14 cm)
- Length: 3½" (9 cm)
- Width: 2¾" (7 cm)


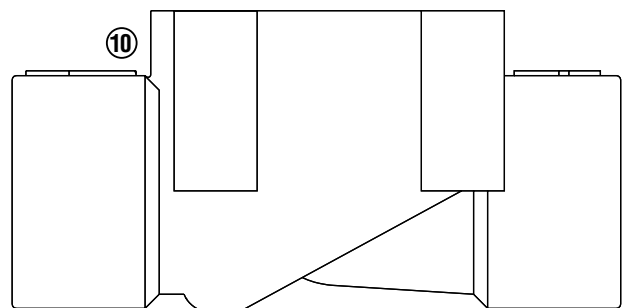

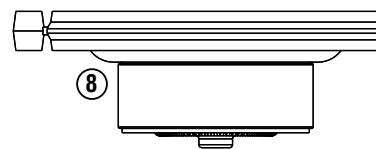
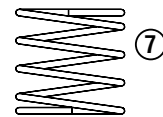
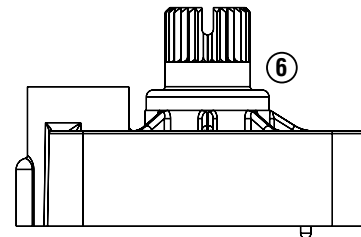
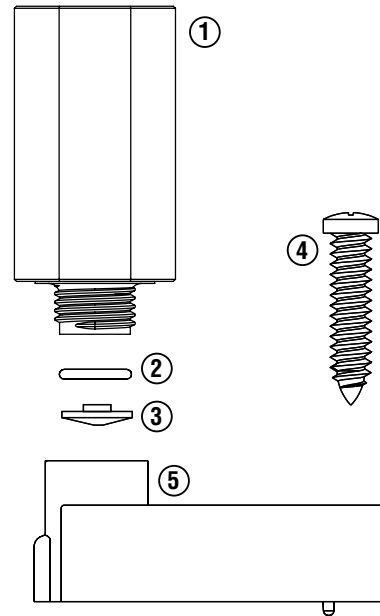
INSTALLATION



Hunter® HPV-GLOBE

SRV PRODUCT COMPONENTS

Item	Description	Catalog No.	
①	Solenoid Assembly	AC Solenoid	
	(Includes Parts 2 & 3)	DC Solenoid	
②	O-Ring	262600	
③	Solenoid Seal	364400	
④	Bonnet Screw	331700	
⑤	Bonnet without Flow Control	331100	
⑥	Bonnet with Flow Control	379400	
⑦	Diaphragm Spring	266000	
⑧	Diaphragm Assembly	332100	
⑨	Diaphragm Support Ring	331300	
⑩	Body	NPT Thread	331005
		BSP Thread	331010
		Slip	331015
⑪	Flow Control Handle	Black	269200
		Purple	269205



HPV Valves

HPV PRODUCT COMPONENTS

Item	Description	Catalog No.	
①	Solenoid Assembly <i>(Includes Parts 2 & 3)</i>	AC Solenoid	434100
		DC Solenoid	458200
②	O-Ring	262600	
③	Solenoid Seal	364400	
④	Bonnet Screw	266100	
⑤	Bonnet with Flow Control	266702	
⑥	Bonnet without Flow Control	266602	
⑦	Diaphragm Spring	266000	
⑧	Diaphragm Assembly	266902	
⑨	Diaphragm Support Ring	265000	
⑩	Body	Globe, NPT Thread	296605
		Globe, BSP Thread	296610
		Globe, Slip	296615
		Angle, NPT Thread (Not Shown)	339600
		Angle, BSP Thread (Not Shown)	339605
⑪	Flow Control Handle	Black	269200
		Purple	269205

